



# 600TVL, Day / Night, Tower Camera for Banking and Retail Applications

## KEY FEATURES AND BENEFITS

- |   |   |
|---|---|
| <ul style="list-style-type: none"><li>• Innovative camera designed specifically for banking and retail applications where facial image of customer is required</li><li>• Unique “Tower” concept allows close-up, eye-level, imaging of customer’s facial features, which is superior to video image from ceiling or pendant mounted cameras</li><li>• High-resolution 600TVL color camera</li><li>• Includes 3.6mm lens for excellent wide angle image capture</li><li>• Full adjustment is available in pan angle, height, and camera tilt to customize the image view: 16.9” - 23.9” height, 90° pan, 20° tilt</li><li>• Flat metal base with adhesive includes options for installing cable with a vertical exit through the counter top or horizontally through the base with easy-to-remove tabs</li></ul> | <ul style="list-style-type: none"><li>• Standard BNC connector for composite video output</li><li>• Digital Day/Night functionality for low light applications</li><li>• Locking mechanisms ensure that camera’s view is not inadvertently changed once installed in defined position</li><li>• When ordered with ADT RJ-11 systems, the A-RJ2BNCST BNC/ Power Connector Adapter and RJ-11 cable must be ordered separately</li><li>• 12VDC power supply included (with mating connector)</li></ul> |
|---|---|

## ORDERING INFORMATION

SCN#	Item
CTV36PB	600TVL, 3.6mm, Day/Night, Tower Camera, black, adjustable, 12~15VDC



**Business Solutions**

# 600TVL, Day / Night, Tower Camera for Banking and Retail Applications

## Product Specifications

### Power

Power Source	12~15VDC
Power Consumption	Max 1.5 Watts

### General

Image Sensor	1/3" CCD
Total Pixels	811(H) x 507(V)
Scanning System	2:1 interlace
Scanning Frequency	15.734KHz(H), 59.94Hz(V)
Sync. System	Internal
Electronic Shutter	1/60 ~ 1/100,000 sec.
Resolution	600TVL
Min. illumination	0.1 Lux Color; 0.04 Lux B/W @ F1.2, 50 IRE
Video Output	1.0 Vp-p (75 ohm, composite)
S/N Ratio	more than 50dB (AGC off)

### Function

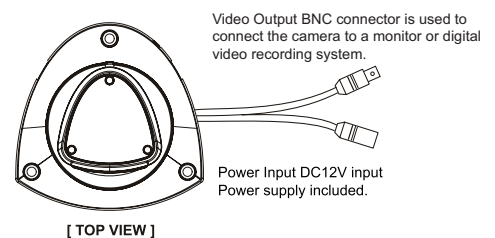
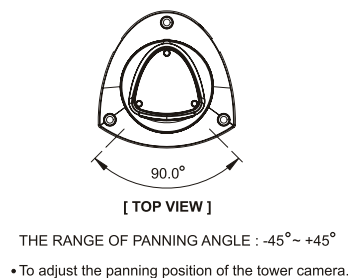
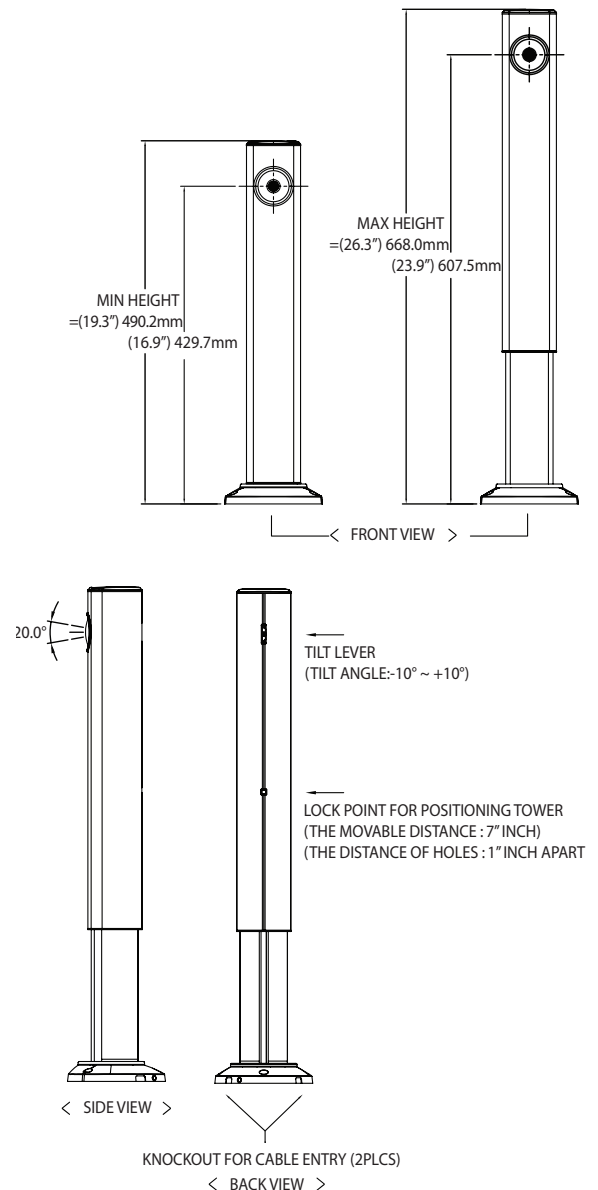
Auto Exposure	ON
White Balance	Auto (ATW)
Day/Night	Auto
Gamma	0.45
2D-DNR	ON

### Connector

Power input	Two pin screw terminal cable end
Video output	BNC connector
Lens mount	Fixed mount
Lens	3.6mm
Operating temperature	14°F ~ 122°F (-10° - 50°C)
Operating humidity	0 ~ 96% (non-condensing)
External dimension	2.9 x 19.3-26.3 x 2.9in (73.7 x 490.2 - 668 x 73.7mm); Base 5.2 x 5.2in (132.1 x 132.1mm)
Weight	2.43 lbs (1.1kg)

Conformity Certifications	FCC, cULus, RoHS
---------------------------	------------------

### Dimensions



For more information visit [www.ADT-Matrix.com](http://www.ADT-Matrix.com)

© 2011 ADT—All Rights Reserved. ADT Security Services Inc. ADT, the ADT logo and ADT Always There are registered trademarks of ADT Services AG and are used under license.

