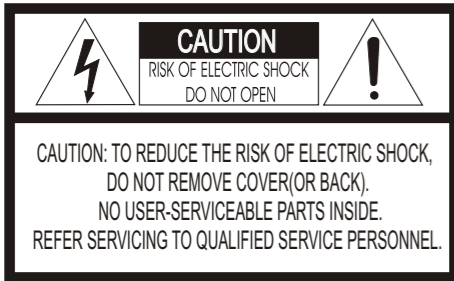


**WARNINGS AND CAUTIONS:**

TO REDUCE THE RISK OF FIRE OR ELECTRIC SHOCK, DO NOT EXPOSE THIS PRODUCT TO RAIN OR MOISTURE. DO NOT INSERT ANY METALLIC OBJECTS THROUGH THE VENTILATION GRILLS OR OTHER OPENINGS ON THE EQUIPMENT.

**CAUTION:**



**EXPLANATION OF GRAPHICAL SYMBOLS**



The lightning flash with arrowhead symbol, within an equilateral triangle, is intended to alert the user to the presence of uninsulated "dangerous voltage" within the product's enclosure that may be of sufficient magnitude to constitute a risk of electric shock to persons.



The exclamation point within an equilateral triangle is intended to alert the user to the presence of important operating and maintenance (servicing) instructions in the literature accompanying the product.

**PRECAUTIONS**

**Safety** -----  
Should any liquid or solid object fall into the cabinet, unplug the unit and have it checked by the qualified personnel before operating it any further.

**Installation** -----  
Do not install the unit in an extremely hot or humid place or in a place subject to excessive dust, mechanical vibration.

Unplug the unit from the wall outlet if it is not going to be used for several days or more. To disconnect the cord, pull it out by the plug. Never pull the cord itself.

The unit is not designed to be waterproof. Exposure to rain or water may damage the unit.

Allow adequate air circulation to prevent internal heat build-up. Do not place the unit on surfaces (rugs, blankets, etc.) or near materials (curtains, draperies) that may block the ventilation holes.

**Cleaning** -----  
Clean the unit with a slightly damp soft cloth. Use a mild household detergent. Never use strong solvents such as thinner or benzine as they might damage the finish of the unit.

Height and vertical linearity controls located at the rear panel are for special adjustments by qualified personnel only.

Retain the original carton and packing materials for safe transport of this unit in the future.

1

**FCC COMPLIANCE STATEMENT**

**FCC INFORMATION :** THIS EQUIPMENT HAS BEEN TESTED AND FOUND TO COMPLY WITH THE LIMITS FOR A CLASS A DIGITAL DEVICE, PURSUANT TO PART 15 OF THE FCC RULES. THESE LIMITS ARE DESIGNED TO PROVIDE REASONABLE PROTECTION AGAINST HARMFUL INTERFERENCE WHEN THE EQUIPMENT IS OPERATED IN A COMMERCIAL ENVIRONMENT. THIS EQUIPMENT GENERATES, USES, AND CAN RADIATE RADIO FREQUENCY ENERGY AND IF NOT INSTALLED AND USED IN ACCORDANCE WITH THE INSTRUCTION MANUAL, MAY CAUSE HARMFUL INTERFERENCE TO RADIO COMMUNICATIONS. OPERATION OF THIS EQUIPMENT IN A RESIDENTIAL AREA IS LIKELY TO CAUSE HARMFUL INTERFERENCE IN WHICH CASE THE USER WILL BE REQUIRED TO CORRECT THE INTERFERENCE AT HIS OWN EXPENSE.

**CAUTION :** CHANGES OR MODIFICATIONS NOT EXPRESSLY APPROVED BY THE PARTY RESPONSIBLE FOR COMPLIANCE COULD VOID THE USER'S AUTHORITY TO OPERATE THE EQUIPMENT.

THIS CLASS A DIGITAL APPARATUS COMPLIES WITH CANADIAN ICES-003.  
CET APPAREIL NUMÉRIQUE DE LA CLASSE A EST CONFORME À LA NORME NMB-003 DU CANADA.

2

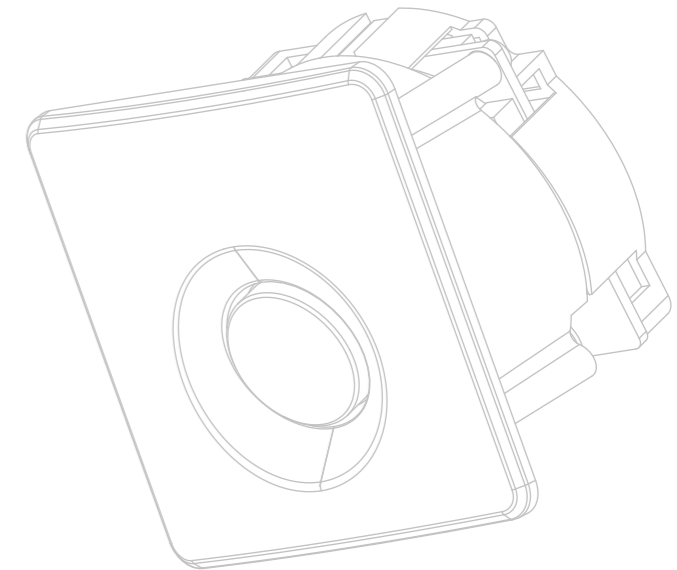
**IMPORTANT SAFEGUARDS**

1. Read these instructions.
2. Keep these instructions.
3. Heed all warnings.
4. Follow all instructions.
5. Do not use this apparatus near water.
6. Clean only with dry cloth.
7. Do not block any ventilation openings. Install in accordance with the manufacturer's instructions.
8. Do not install near any heat sources such as radiators, heat registers, stoves, or other apparatus (including amplifiers) that product heat..
9. Do not defeat the safety purpose of the polarized or grounding-type Plug. A polarized plug has two blades with one wider than the other. A grounding type plug has two blades and a third grounding prong. The wide blade or the third prong are provided for your safety. If the provided plug does not fit into your outlet, consult an electrician for replacement of the obsolete outlet.
10. Protect the power cord from being walked on or pinched particularly at plugs, convenience receptacles, and the point where they exit from the apparatus.
11. Only use attachments/accessories specified by the manufacturer.
12. Unplug this apparatus during lightning storms or when unused for long periods of time.
13. Refer all servicing to qualified service personnel. Servicing is required when the apparatus has been damaged in any way, such as power-supply cord or plug is damaged, liquid has been spilled or objects have fallen into the apparatus, the apparatus has been exposed to rain or moisture, does not operate normally, or has been dropped.
14. **CAUTION - THESE SERVICING INSTRUCTIONS ARE FOR USE BY QUALIFIED SERVICE PERSONNEL ONLY. TO REDUCE THE RISK OF ELECTRIC SHOCK DO NOT PERFORM ANY SERVICING OTHER THAN THAT CONTAINED IN THE OPERATING INSTRUCTIONS UNLESS YOU ARE QUALIFIED TO DO SO.**
15. **Do NOT use power source other than that specified.**
16. **Use only Class 2 power source or Adaptor that provided by the Manufacturer.**

3

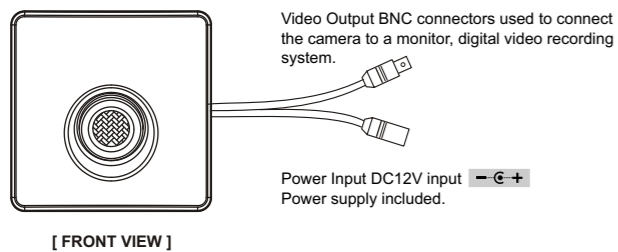
**1. Feature**

- High Resolution 540TVL Color Camera
- 130° Wide Angle 2.8mm lens
- Standard BNC / Power Pin connections
- Available in a Black, Silver or Bronze Case
- Power requirement 12VDC @ 1.5 Watts (Power supply included)

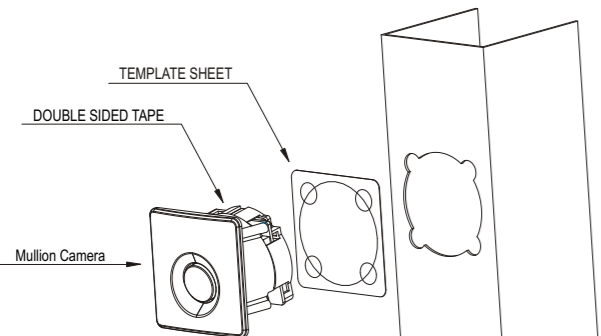


4

**2. Camera Connections**



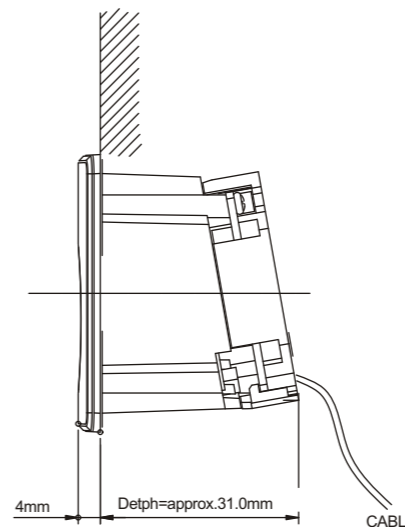
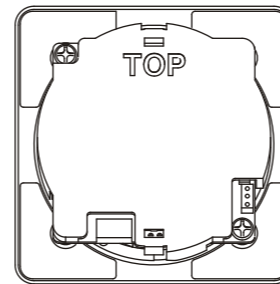
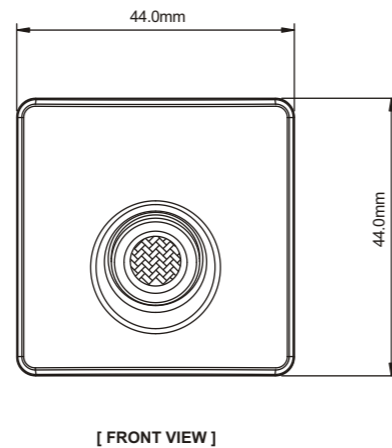
**3. Installation**



A drill guide is provided to assist in cutting a precision hole in the mullion in which to mount the camera. First attach the drill guide to the mullion at the best location that is approximately 6"-8" or higher AFF. First using a punch mark the four 5/16" holes at the points around the circle and then drill the holes. Then mark the center of the 1-1/2" hole with the punch and drill out using a hole saw. De-burr and touch up the edges of the hole with a rat-tail file. Please locate the word "TOP" on the back of the jam camera and when installing make sure that it is placed top

5

**4. Dimensions**



6

**5. Specifications**

MODEL		NTSC
Power	Power source	DC12V ±10%
	Power consumption	Max 1.5 Watts
General	Image sensor	1/3" Color CCD
	Total pixels	811(H) × 507(V)
	Scanning system	2:1 interlace
	Scanning frequency	15.734KHz(H), 59.94Hz(V)
	Sync. system	Internal
	Electronic shutter	1/60 ~ 1/100,000 sec.
	Resolution	520 TV lines
	Min. illumination	1.0 lux @ F1.2, 50 IRE
	Video output	1.0 Vp-p (75 ohm, composite)
	S/N ratio	more than 50dB (AGC off)
FUNCTION	Auto exposure	ON
	White Balance	ATW Fix
	Gain Control	AUTO
	Gamma	0.45
	BLC	ON
Connector & etc.	Power input	DC JACK
	Video output	BNC connector
	Lens mount	Fixed mount
	Lens	2.8mm Fixed mount
	Operating temperature	32°F ~ 104°F (0°C ~ +40°C)
	Operating humidity	0 ~ 96% (non-condensing)
	External dimension	11.2x11.2x8.89inch
Weight	1843ounces	

7

8